


**MUNICIPIO DE TECOMAN, COL.**  
**Sistema Integral de Contabilidad Gubernamental**  
**ESTADO ANALITICO DEL EJERCICIO DEL PRESUPUESTO DE EGRESOS**  
**DEL 1 DE ENERO AL 30 DE JUNIO DE 2020**

Análisis por: Estructura Administrativa

Clave Presupuestaria Descripción	Apr Ene-Jun	AyR Ene-Jun	PrM Ene-Jun	Dev Ene-Jun	Pag Ene-Jun	SEje Ene-Jun
UP-UR-UE						
<b>01 CABILDO</b>	<b>5,629,777.25</b>	<b>-2,968.95</b>	<b>5,626,808.30</b>	<b>5,480,930.26</b>	<b>5,479,463.32</b>	<b>145,878.04</b>
<b>01 01 CABILDO</b>	<b>5,629,777.25</b>	<b>-2,968.95</b>	<b>5,626,808.30</b>	<b>5,480,930.26</b>	<b>5,479,463.32</b>	<b>145,878.04</b>
01 01 01 DESPACHO DE CABILDO	5,629,777.25	-2,968.95	5,626,808.30	5,480,930.26	5,479,463.32	145,878.04
<b>02 PRESIDENCIA MUNICIPAL</b>	<b>5,062,056.02</b>	<b>558,268.76</b>	<b>5,620,324.78</b>	<b>4,302,615.29</b>	<b>3,924,184.67</b>	<b>1,317,709.49</b>
<b>02 01 PRESIDENCIA MUNICIPAL</b>	<b>909,369.97</b>	<b>-7,160.91</b>	<b>902,209.06</b>	<b>754,331.24</b>	<b>736,078.35</b>	<b>147,877.82</b>
02 01 01 DESPACHO DE PRESIDENCIA MUNICIPAL	909,369.97	-7,160.91	902,209.06	754,331.24	736,078.35	147,877.82
<b>02 02 COMUNICACION SOCIAL</b>	<b>651,317.34</b>	<b>51,656.66</b>	<b>702,974.00</b>	<b>531,889.44</b>	<b>520,631.69</b>	<b>171,084.56</b>
02 02 01 DIRECCION DE COMUNICACION SOCIAL	651,317.34	51,656.66	702,974.00	531,889.44	520,631.69	171,084.56
<b>02 03 ATENCION CIUDADANA</b>	<b>852,061.59</b>	<b>199,055.06</b>	<b>1,051,116.65</b>	<b>587,927.54</b>	<b>286,202.54</b>	<b>463,189.11</b>
02 03 01 DIRECCION DE ATENCION CIUDADANA	852,061.59	199,055.06	1,051,116.65	587,927.54	286,202.54	463,189.11
<b>02 04 DESARROLLO SOCIAL</b>	<b>145,847.67</b>	<b>5,898.89</b>	<b>151,746.56</b>	<b>145,993.28</b>	<b>145,993.28</b>	<b>5,753.28</b>
02 04 01 DIRECCION DE DESARROLLO SOCIAL	145,847.67	5,898.89	151,746.56	145,993.28	145,993.28	5,753.28
<b>02 05 FOMENTO ECONOMICO</b>	<b>1,071,373.54</b>	<b>16,199.63</b>	<b>1,087,573.17</b>	<b>896,844.33</b>	<b>885,902.39</b>	<b>190,728.84</b>
02 05 01 DIRECCION DE FOMENTO ECONOMICO	1,071,373.54	16,199.63	1,087,573.17	896,844.33	885,902.39	190,728.84
<b>02 06 SISTEMA DE PROTECCION INTEGRAL DE NIÑAS, NIÑOS Y ADOLESCENTES</b>	<b>123,052.71</b>	<b>5,082.89</b>	<b>128,135.60</b>	<b>125,457.28</b>	<b>125,457.28</b>	<b>2,678.32</b>
02 06 01 DIRECCION DEL SISTEMA DE PROTECCION INTEGRAL DE NIÑAS, NIÑOS Y ADOLESCENTES	123,052.71	5,082.89	128,135.60	125,457.28	125,457.28	2,678.32
<b>02 07 UNIDAD DE TRANSPARENCIA Y ACCESO A LA INFORMACION PUBLICA MUNICIPAL</b>	<b>345,140.37</b>	<b>23,555.75</b>	<b>368,696.12</b>	<b>330,205.81</b>	<b>330,205.81</b>	<b>38,490.31</b>
02 07 01 DIRECCION DE TRANSPARENCIA Y ACCESO A LA INFORMACION PUBLICA MUNICIPAL	345,140.37	23,555.75	368,696.12	330,205.81	330,205.81	38,490.31
<b>02 08 PROTECCION CIVIL</b>	<b>963,892.83</b>	<b>263,980.79</b>	<b>1,227,873.62</b>	<b>929,966.37</b>	<b>893,713.33</b>	<b>297,907.25</b>
02 08 01 DIRECCION DE PROTECCION CIVIL	963,892.83	263,980.79	1,227,873.62	929,966.37	893,713.33	297,907.25
<b>03 SECRETARIA DEL AYUNTAMIENTO</b>	<b>6,442,945.77</b>	<b>694,557.39</b>	<b>7,137,503.16</b>	<b>6,043,633.92</b>	<b>5,765,637.99</b>	<b>1,093,869.24</b>
<b>03 01 SECRETARIA DEL AYUNTAMIENTO</b>	<b>1,600,798.88</b>	<b>290,314.49</b>	<b>1,891,113.37</b>	<b>1,486,743.54</b>	<b>1,431,087.32</b>	<b>404,369.83</b>
03 01 01 DESPACHO DE LA SECRETARIA DEL AYUNTAMIENTO	998,118.38	-450.39	997,667.99	751,067.00	733,617.20	246,600.99
03 01 02 JEFATURA DE LOS SERVICIOS MUNICIPALES DE SALUD	518,166.03	326,457.72	844,623.75	735,676.54	697,470.12	108,947.21
03 01 03 COORDINACION DE SESIONES DE CABILDO	84,514.47	-35,692.84	48,821.63	0.00	0.00	48,821.63
<b>03 02 REGISTRO CIVIL</b>	<b>1,004,496.24</b>	<b>97,326.21</b>	<b>1,101,822.45</b>	<b>956,758.70</b>	<b>945,750.56</b>	<b>145,063.75</b>
03 02 01 OFICIALIA DEL REGISTRO CIVIL	1,004,496.24	97,326.21	1,101,822.45	956,758.70	945,750.56	145,063.75
<b>03 03 EDUCACION Y CULTURA</b>	<b>3,837,650.65</b>	<b>306,916.69</b>	<b>4,144,567.34</b>	<b>3,600,131.68</b>	<b>3,388,800.11</b>	<b>544,435.66</b>
03 03 01 DIRECCION DE EDUCACION Y CULTURA	3,837,650.65	306,916.69	4,144,567.34	3,600,131.68	3,388,800.11	544,435.66
<b>04 OFICIALIA MAYOR</b>	<b>15,509,595.92</b>	<b>1,827,403.98</b>	<b>17,336,999.90</b>	<b>12,860,562.75</b>	<b>12,487,066.78</b>	<b>4,476,437.15</b>
<b>04 01 OFICIALIA MAYOR</b>	<b>10,258,541.19</b>	<b>1,097,154.06</b>	<b>11,355,695.25</b>	<b>7,825,521.50</b>	<b>7,792,299.93</b>	<b>3,530,173.75</b>
04 01 01 DESPACHO DE LA OFICIALIA MAYOR	10,258,541.19	1,097,154.06	11,355,695.25	7,825,521.50	7,792,299.93	3,530,173.75

"BAJO PROTESTA DE DECIR VERDAD DECLARAMOS QUE LOS ESTADOS FINANCIEROS Y SUS NOTAS, SON RAZONABLEMENTE CORRECTOS Y SON REPOSABILIDAD DEL EMISOR"




**MUNICIPIO DE TECOMAN, COL.**  
**Sistema Integral de Contabilidad Gubernamental**  
**ESTADO ANALITICO DEL EJERCICIO DEL PRESUPUESTO DE EGRESOS**  
**DEL 1 DE ENERO AL 30 DE JUNIO DE 2020**

Análisis por: Estructura Administrativa

Clave Presupuestaria Descripción	Apr Ene-Jun	AyR Ene-Jun	PrM Ene-Jun	Dev Ene-Jun	Pag Ene-Jun	SEje Ene-Jun
UP-UR-UE						
<b>04 02 RECURSOS MATERIALES</b>	<b>868,146.39</b>	<b>25,853.30</b>	<b>893,999.69</b>	<b>800,818.68</b>	<b>789,348.47</b>	<b>93,181.01</b>
04 02 01 DIRECCION DE RECURSOS MATERIALES	868,146.39	25,853.30	893,999.69	800,818.68	789,948.47	93,181.01
<b>04 03 RECURSOS HUMANOS</b>	<b>1,101,433.48</b>	<b>58,783.97</b>	<b>1,160,217.45</b>	<b>903,458.59</b>	<b>889,250.30</b>	<b>256,758.86</b>
04 03 01 DIRECCION DE RECURSOS HUMANOS	1,101,433.48	58,783.97	1,160,217.45	903,458.59	889,250.30	256,758.86
<b>04 04 CONTROL PATRIMONIAL</b>	<b>351,154.32</b>	<b>224,573.46</b>	<b>575,727.78</b>	<b>482,074.21</b>	<b>447,382.22</b>	<b>93,653.57</b>
04 04 01 DIRECCION DE CONTROL PATRIMONIAL	351,154.32	224,573.46	575,727.78	482,074.21	447,382.22	93,653.57
<b>04 05 SERVICIOS GENERALES</b>	<b>2,930,320.54</b>	<b>421,039.19</b>	<b>3,351,359.73</b>	<b>2,848,689.77</b>	<b>2,568,185.86</b>	<b>502,669.96</b>
04 05 01 DIRECCION DE SERVICIOS GENERALES	2,930,320.54	421,039.19	3,351,359.73	2,848,689.77	2,568,185.86	502,669.96
<b>05 TESORERIA MUNICIPAL</b>	<b>65,860,167.29</b>	<b>-9,859,354.84</b>	<b>56,000,812.45</b>	<b>56,704,032.88</b>	<b>54,580,799.88</b>	<b>-703,220.43</b>
<b>05 01 TESORERIA MUNICIPAL</b>	<b>20,277,853.16</b>	<b>1,096,399.47</b>	<b>21,374,252.63</b>	<b>49,067,290.22</b>	<b>47,583,993.51</b>	<b>-27,693,037.59</b>
05 01 01 DESPACHO DE LA TESORERIA MUNICIPAL	20,277,853.16	1,096,399.47	21,374,252.63	49,067,290.22	47,583,993.51	-27,693,037.59
<b>05 02 CATASTRO</b>	<b>907,281.65</b>	<b>33,184.56</b>	<b>940,466.21</b>	<b>795,678.97</b>	<b>752,751.40</b>	<b>144,787.24</b>
05 02 01 DIRECCION DE CATASTRO	907,281.65	33,184.56	940,466.21	795,678.97	752,751.40	144,787.24
<b>05 03 EGRESOS Y CONTABILIDAD</b>	<b>1,477,178.27</b>	<b>106,474.22</b>	<b>1,583,652.49</b>	<b>1,422,621.79</b>	<b>1,244,305.53</b>	<b>161,030.70</b>
05 03 01 DIRECCION DE EGRESOS Y CONTABILIDAD	1,477,178.27	106,474.22	1,583,652.49	1,422,621.79	1,244,305.53	161,030.70
<b>05 04 INGRESOS</b>	<b>3,297,053.09</b>	<b>-67,583.29</b>	<b>3,229,469.80</b>	<b>2,991,992.03</b>	<b>2,668,782.11</b>	<b>237,477.77</b>
05 04 01 DIRECCION DE INGRESOS	3,297,053.09	-67,583.29	3,229,469.80	2,991,992.03	2,668,782.11	237,477.77
<b>05 05 REGLAMENTOS Y APREMIOS</b>	<b>889,899.36</b>	<b>45,434.55</b>	<b>935,333.91</b>	<b>744,446.37</b>	<b>734,070.06</b>	<b>190,887.54</b>
05 05 01 DIRECCION DE REGLAMENTOS Y APREMIOS	889,899.36	45,434.55	935,333.91	744,446.37	734,070.06	190,887.54
<b>05 06 SISTEMAS</b>	<b>1,079,845.80</b>	<b>44,161.52</b>	<b>1,124,007.32</b>	<b>905,847.11</b>	<b>824,209.10</b>	<b>218,160.21</b>
05 06 01 DIRECCION DE SISTEMAS	1,079,845.80	44,161.52	1,124,007.32	905,847.11	824,209.10	218,160.21
<b>05 07 PLANEACION Y DESARROLLO MUNICIPAL</b>	<b>37,931,055.96</b>	<b>-11,117,425.87</b>	<b>26,813,630.09</b>	<b>776,156.39</b>	<b>772,688.17</b>	<b>26,037,473.70</b>
05 07 01 DIRECCION DE PLANEACION Y DESARROLLO MUNICIPAL	37,931,055.96	-11,117,425.87	26,813,630.09	776,156.39	772,688.17	26,037,473.70
<b>06 CONTRALORIA MUNICIPAL</b>	<b>1,158,796.38</b>	<b>20,472.68</b>	<b>1,179,269.06</b>	<b>836,553.88</b>	<b>833,633.00</b>	<b>342,715.18</b>
<b>06 01 CONTRALORIA MUNICIPAL</b>	<b>801,599.73</b>	<b>35,588.70</b>	<b>837,188.43</b>	<b>587,555.44</b>	<b>584,634.56</b>	<b>249,632.99</b>
06 01 01 DESPACHO DE LA CONTRALORIA MUNICIPAL	801,599.73	35,588.70	837,188.43	587,555.44	584,634.56	249,632.99
<b>06 02 INVESTIGACION DE FALTAS ADMINISTRATIVAS</b>	<b>111,065.55</b>	<b>12,433.67</b>	<b>123,499.22</b>	<b>123,499.22</b>	<b>123,499.22</b>	<b>0.00</b>
06 02 01 DIRECCION DE INVESTIGACION DE FALTAS ADMINISTRATIVAS	111,065.55	12,433.67	123,499.22	123,499.22	123,499.22	0.00
<b>06 03 SUBSTANCIACION DEL PROCEDIMIENTO ADMINISTRATIVO DE RESPONSABILIDAD</b>	<b>123,065.55</b>	<b>5,086.31</b>	<b>128,151.86</b>	<b>125,499.22</b>	<b>125,499.22</b>	<b>2,652.64</b>
06 03 01 DIRECCION DE SUBSTANCIACION DEL PROCEDIMIENTO ADMINISTRATIVO DE RESPONSABILIDAD	123,065.55	5,086.31	128,151.86	125,499.22	125,499.22	2,652.64
<b>06 04 RESOLUCION O FALLO DEL PROCEDIMIENTO ADMINISTRATIVO DE RESPONSABILIDAD</b>	<b>123,065.55</b>	<b>-32,636.00</b>	<b>90,429.55</b>	<b>0.00</b>	<b>0.00</b>	<b>90,429.55</b>
06 04 01 DIRECCION RESOLUTORA O FALLO DEL PROCEDIMIENTO ADMINISTRATIVO DE RESPONSABILIDAD	123,065.55	-32,636.00	90,429.55	0.00	0.00	90,429.55

"BAJO PROTESTA DE DECIR VERDAD DECLARAMOS QUE LOS ESTADOS FINANCIEROS Y SUS NOTAS, SON RAZONABLEMENTE CORRECTOS Y SON REPOSABILIDAD DEL EMISOR"




**MUNICIPIO DE TECOMAN, COL.**  
**Sistema Integral de Contabilidad Gubernamental**  
**ESTADO ANALITICO DEL EJERCICIO DEL PRESUPUESTO DE EGRESOS**  
**DEL 1 DE ENERO AL 30 DE JUNIO DE 2020**

Análisis por: Estructura Administrativa

Clave Presupuestaria Descripción	Apr Ene-Jun	AyR Ene-Jun	PrM Ene-Jun	Dev Ene-Jun	Pag Ene-Jun	SEje Ene-Jun
UP-UR-UE						
<b>07 JUEZ CIVICO MUNICIPAL</b>	<b>456,594.54</b>	<b>16,471.90</b>	<b>473,066.44</b>	<b>463,095.52</b>	<b>463,095.52</b>	<b>9,970.92</b>
<b>07 01 JUEZ CIVICO MUNICIPAL</b>	<b>456,594.54</b>	<b>16,471.90</b>	<b>473,066.44</b>	<b>463,095.52</b>	<b>463,095.52</b>	<b>9,970.92</b>
07 01 01 DIRECCION DE JUEZ CIVICO	456,594.54	16,471.90	473,066.44	463,095.52	463,095.52	9,970.92
<b>08 DIRECCION GENERAL DE SERVICIOS PUBLICOS</b>	<b>33,304,308.19</b>	<b>6,401,033.40</b>	<b>39,705,341.59</b>	<b>35,609,800.18</b>	<b>34,171,259.71</b>	<b>4,095,541.41</b>
<b>08 01 SERVICIOS PUBLICOS</b>	<b>2,905,190.62</b>	<b>-2,491.53</b>	<b>2,902,699.09</b>	<b>1,749,548.15</b>	<b>1,691,789.92</b>	<b>1,153,150.94</b>
08 01 01 DIRECCION GENERAL DE SERVICIOS PUBLICOS	2,905,190.62	-2,491.53	2,902,699.09	1,749,548.15	1,691,789.92	1,153,150.94
<b>08 02 ASEO PUBLICO Y RESIDUOS SOLIDOS</b>	<b>15,846,526.61</b>	<b>1,204,005.41</b>	<b>17,050,532.02</b>	<b>15,174,673.26</b>	<b>14,315,014.42</b>	<b>1,875,858.76</b>
08 02 01 DIRECCION DE ASEO PUBLICO Y RESIDUOS SOLIDOS	15,846,526.61	1,204,005.41	17,050,532.02	15,174,673.26	14,315,014.42	1,875,858.76
<b>08 03 PARQUES Y JARDINES</b>	<b>5,603,742.01</b>	<b>307,349.73</b>	<b>5,911,091.74</b>	<b>5,238,381.94</b>	<b>4,848,337.81</b>	<b>672,709.80</b>
08 03 01 DIRECCION DE PARQUES Y JARDINES	5,603,742.01	307,349.73	5,911,091.74	5,238,381.94	4,848,337.81	672,709.80
<b>08 04 RASTRO MUNICIPAL</b>	<b>843,645.93</b>	<b>29,504.08</b>	<b>873,150.01</b>	<b>737,226.60</b>	<b>673,517.75</b>	<b>135,923.41</b>
08 04 01 ADMINISTRACION DEL RASTRO MUNICIPAL	843,645.93	29,504.08	873,150.01	737,226.60	673,517.75	135,923.41
<b>08 05 PANTONES MUNICIPALES</b>	<b>489,109.67</b>	<b>21,561.70</b>	<b>510,671.37</b>	<b>469,646.51</b>	<b>464,441.53</b>	<b>41,024.86</b>
08 05 01 ADMINISTRACION DE PANTEONES MUNICIPALES	489,109.67	21,561.70	510,671.37	469,646.51	464,441.53	41,024.86
<b>08 06 ALUMBRADO PUBLICO</b>	<b>7,616,093.35</b>	<b>4,841,104.01</b>	<b>12,457,197.36</b>	<b>12,240,323.72</b>	<b>12,178,158.28</b>	<b>216,873.64</b>
08 06 01 DIRECCION DE ALUMBRADO PUBLICO	7,616,093.35	4,841,104.01	12,457,197.36	12,240,323.72	12,178,158.28	216,873.64
<b>09 DIRECCION GENERAL DE DESARROLLO URBANO Y OBRAS PUBLICAS</b>	<b>6,568,102.29</b>	<b>2,000,004.04</b>	<b>8,568,106.33</b>	<b>7,726,335.13</b>	<b>7,007,402.30</b>	<b>841,771.20</b>
<b>09 01 DESPACHO DE LA DIRECCION GENERAL DE DESARROLLO URBANO Y OBRAS PUBLICAS</b>	<b>766,125.07</b>	<b>205,489.14</b>	<b>971,614.21</b>	<b>794,667.90</b>	<b>675,261.75</b>	<b>176,946.31</b>
09 01 01 DESPACHO DE LA DIRECCION GENERAL DE DESARROLLO URBANO Y OBRAS PUBLICAS	766,125.07	205,489.14	971,614.21	794,667.90	675,261.75	176,946.31
<b>09 02 OBRA PUBLICA</b>	<b>3,976,618.41</b>	<b>1,710,367.76</b>	<b>5,686,986.17</b>	<b>5,124,675.24</b>	<b>4,645,239.94</b>	<b>562,310.93</b>
09 02 01 DIRECCION DE OBRA PUBLICA	3,976,618.41	1,710,367.76	5,686,986.17	5,124,675.24	4,645,239.94	562,310.93
<b>09 03 ADMINISTRACION</b>	<b>181,170.42</b>	<b>7,768.89</b>	<b>188,939.31</b>	<b>187,205.99</b>	<b>187,205.99</b>	<b>1,733.32</b>
09 03 01 COORDINACION ADMINISTRATIVA	181,170.42	7,768.89	188,939.31	187,205.99	187,205.99	1,733.32
<b>09 04 DESARROLLO URBANO</b>	<b>1,644,188.39</b>	<b>76,378.25</b>	<b>1,720,566.64</b>	<b>1,619,786.00</b>	<b>1,499,694.62</b>	<b>100,780.64</b>
09 04 01 DIRECCION DESARROLLO URBANO	1,644,188.39	76,378.25	1,720,566.64	1,619,786.00	1,499,694.62	100,780.64
<b>10 DIRECCION GENERAL DE SEGURIDAD PUBLICA Y POLICIA VIAL</b>	<b>35,622,401.35</b>	<b>20,101,443.30</b>	<b>55,723,844.65</b>	<b>32,154,774.26</b>	<b>31,641,362.63</b>	<b>23,569,070.39</b>
<b>10 01 SEGURIDAD PUBLICA Y POLICIA VIAL</b>	<b>486,753.58</b>	<b>75,082.54</b>	<b>561,836.12</b>	<b>387,291.59</b>	<b>387,291.59</b>	<b>174,544.53</b>
10 01 01 DESPACHO DE LA DIRECCION GENERAL DE SEGURIDAD PUBLICA Y POLICIA VIAL	486,753.58	75,082.54	561,836.12	387,291.59	387,291.59	174,544.53
<b>10 02 SEGURIDAD PUBLICA</b>	<b>30,840,331.18</b>	<b>19,918,398.61</b>	<b>50,758,729.79</b>	<b>27,894,628.14</b>	<b>27,402,618.51</b>	<b>22,864,101.65</b>
10 02 01 DIRECCION DE SEGURIDAD PUBLICA	30,840,331.18	19,918,398.61	50,758,729.79	27,894,628.14	27,402,618.51	22,864,101.65
<b>10 03 POLICIA VIAL</b>	<b>4,071,490.37</b>	<b>107,962.15</b>	<b>4,179,452.52</b>	<b>3,667,566.61</b>	<b>3,646,164.61</b>	<b>511,885.91</b>
10 03 01 DIRECCION DE POLICIA VIAL	4,071,490.37	107,962.15	4,179,452.52	3,667,566.61	3,646,164.61	511,885.91

"BAJO PROTESTA DE DECIR VERDAD DECLARAMOS QUE LOS ESTADOS FINANCIEROS Y SUS NOTAS, SON RAZONABLEMENTE CORRECTOS Y SON REPOSABILIDAD DEL EMISOR"



**MUNICIPIO DE TECOMAN, COL.**  
**Sistema Integral de Contabilidad Gubernamental**  
**ESTADO ANALITICO DEL EJERCICIO DEL PRESUPUESTO DE EGRESOS**  
**DEL 1 DE ENERO AL 30 DE JUNIO DE 2020**

Análisis por: Estructura Administrativa

Clave Presupuestaria Descripción	Apr Ene-Jun	AyR Ene-Jun	PrM Ene-Jun	Dev Ene-Jun	Pag Ene-Jun	SEje Ene-Jun
UP-UR-UE						
<b>10 04 PREVENCIÓN DEL DELITO</b>	<b>223,826.22</b>	<b>0.00</b>	<b>223,826.22</b>	<b>205,287.92</b>	<b>205,287.92</b>	<b>18,538.30</b>
10 04 01 DIRECCION DE PREVENCIÓN DEL DELITO	223,826.22	0.00	223,826.22	205,287.92	205,287.92	18,538.30
<b>11 DIRECCION GENERAL DE ASUNTOS JURIDICOS</b>	<b>1,539,872.94</b>	<b>1,348,506.09</b>	<b>2,888,379.03</b>	<b>2,770,228.29</b>	<b>2,725,577.20</b>	<b>118,150.74</b>
<b>11 02 ASUNTOS JURIDICOS</b>	<b>1,539,872.94</b>	<b>1,348,506.09</b>	<b>2,888,379.03</b>	<b>2,770,228.29</b>	<b>2,725,577.20</b>	<b>118,150.74</b>
11 02 01 DIRECCION DE ASUNTOS JURIDICOS	1,539,872.94	1,348,506.09	2,888,379.03	2,770,228.29	2,725,577.20	118,150.74
<b>12 ADMINISTRACION PARAMUNICIPAL</b>	<b>11,249,999.88</b>	<b>3,612,500.07</b>	<b>14,862,499.95</b>	<b>12,158,333.00</b>	<b>12,158,333.00</b>	<b>2,704,166.95</b>
<b>12 01 ORGANISMOS PUBLICOS DESCENTRALIZADOS</b>	<b>11,249,999.88</b>	<b>3,612,500.07</b>	<b>14,862,499.95</b>	<b>12,158,333.00</b>	<b>12,158,333.00</b>	<b>2,704,166.95</b>
12 01 01 SISTEMA PARA EL DESARROLLO INTEGRAL DE LA FAMILIA EN EL MUNICIPIO DE TECOMAN	10,500,000.00	3,483,333.33	13,983,333.33	11,426,666.33	11,426,666.33	2,556,667.00
12 01 03 INSTITUTO MUNICIPAL DE LAS MUJERES TECOMENSES	249,999.96	64,166.71	314,166.67	281,666.67	281,666.67	32,500.00
12 01 04 INSTITUTO MUNICIPAL DE LA JUVENTUD	249,999.96	32,500.03	282,499.99	249,999.99	249,999.99	32,500.00
12 01 05 INSTITUTO MUNICIPAL DEL DEPORTE	249,999.96	32,500.00	282,499.96	200,000.01	200,000.01	82,499.95
<b>13 JUNTAS MUNICIPALES Y COMISARIAS</b>	<b>1,801,462.74</b>	<b>54,588.58</b>	<b>1,856,051.32</b>	<b>1,800,163.89</b>	<b>1,797,463.66</b>	<b>55,887.43</b>
<b>13 01 JUNTAS MUNICIPALES Y COMISARIAS</b>	<b>1,801,462.74</b>	<b>54,588.58</b>	<b>1,856,051.32</b>	<b>1,800,163.89</b>	<b>1,797,463.66</b>	<b>55,887.43</b>
13 01 01 JUNTA MUNICIPAL DE CERRO DE ORTEGA	381,049.17	5,651.05	386,700.22	370,049.74	370,049.74	16,650.48
13 01 02 JUNTA MUNICIPAL DE TECOLAPA	195,409.17	4,222.79	199,631.96	191,003.14	191,003.14	8,628.82
13 01 03 JUNTA MUNICIPAL DE CALERAS	204,409.17	14,951.05	219,360.22	217,061.74	217,061.74	2,298.48
13 01 04 JUNTA MUNICIPAL DE COFRADIA DE MORELOS	191,569.17	6,491.05	198,060.22	195,761.74	195,761.74	2,298.48
13 01 05 JUNTA MUNICIPAL DE CAXITLAN	175,609.17	4,222.79	179,831.96	177,533.48	177,533.48	2,298.48
13 01 06 JUNTA MUNICIPAL DE MADRID	255,409.17	2,023.39	257,432.56	239,960.17	237,259.94	17,472.39
13 01 07 COMISARIAS MUNICIPALES	398,007.72	17,026.46	415,034.18	408,793.88	408,793.88	6,240.30
<b>14 JUBILADOS Y PENSIONADOS</b>	<b>27,387,391.92</b>	<b>1,703,324.11</b>	<b>29,090,716.03</b>	<b>28,134,062.11</b>	<b>27,848,355.04</b>	<b>956,653.92</b>
<b>14 01 JUBILADOS Y PENSIONADOS</b>	<b>27,387,391.92</b>	<b>1,703,324.11</b>	<b>29,090,716.03</b>	<b>28,134,062.11</b>	<b>27,848,355.04</b>	<b>956,653.92</b>
14 01 01 JUBILADOS Y PENSIONADOS	27,387,391.92	1,703,324.11	29,090,716.03	28,134,062.11	27,848,355.04	956,653.92
<b>TOTAL:</b>	<b>217,593,472.48</b>	<b>28,476,250.51</b>	<b>246,069,722.99</b>	<b>207,045,121.36</b>	<b>200,883,634.70</b>	<b>39,024,601.63</b>

"BAJO PROTESTA DE DECIR VERDAD DECLARAMOS QUE LOS ESTADOS FINANCIEROS Y SUS NOTAS, SON RAZONABLEMENTE CORRECTOS Y SON REPOSABILIDAD DEL EMISOR"